



# New Levels of Interpretation in the Aspect Pattern

Stars, Gaps and Channels in the Horoscope

Michael A. Huber

Contains results of Michael Huber's researches into the significance of patterns within the spaces in the aspect structure. These are claimed to reveal hidden spiritual qualities of the human character.

Originally published in 'Astrolog', the German-language magazine of API Switzerland.  
Translated by Heather Ross.  
Translation funded through a generous bequest from Agnes Shellens.

Published by and copyright © 2008 Astrological Psychology Association  
[www.astrologicalpsychology.org](http://www.astrologicalpsychology.org)

# **New Levels of Interpretation in the Aspect Pattern**

## **Stars, Gaps and Channels in the Horoscope**

**Michael A. Huber**

*A new, unknown dimension in the horoscope appears when the aspect pattern is drawn, which reveals hitherto hidden spiritual qualities of the human character.*

*First published in 'Astrolog' Issues 121-124, April-October 2001.*

*Translated by Heather Ross*

### **Introduction**

The depths of the human soul are almost unfathomable, is this not also true for the horoscope? This is not always apparent though, as the horoscope has a finite number of elements and also remains unchanged throughout a person's lifetime. The mind can review, understand and reflect upon everything, once it knows the signs, houses, planets and aspect pattern in detail. However, even such a differentiated analysis can never fully explain all the complexities of human nature. This was Bruno Huber's basic idea, that there is more to be found in the horoscope than just the details. He tried to promote a holistic understanding of human nature, in order to be able to do justice to man's richness and diversity. His use of colour brought in an artistic element, creating a foundation for intuitive interpretation and enabling the highly complex connections within the person to be understood almost at a glance. After over thirty years of successful work and the development of the colour horoscope design, now a new, threefold element of aspect pattern design has been added.

This new dimension in the horoscope takes us into the realms of spiritual astrology. It is therefore important that statements are not too concrete. A good pre-requisite is the neutral and purely qualitative interpretation of the houses and signs, for this allows the inner contents of the personality to be grasped more clearly. The more we can interpret the planets in the signs and in the houses on the spiritual or higher developmental levels, the more access they give us to the inner resources. Then we can understand the causal connections that provide the ultimate answers about our destiny. The new coloured additions to the aspect pattern play an important part in this.

### **New, Enhanced Aspect Pattern Design**

There are particular new elements that we can find in the aspect pattern. If drawn correctly, a multi-dimensional image, a fascinating, abstract art form emerges. This leads the eye away from the external details and reveals a wholeness in which we can see things that could not previously be interpreted astrologically and often even psychologically.

With this new drawing technique, astrologers can also use their artistic abilities in a practical and playful fashion and also combine them with their psychological ideas. That is not only enjoyable and fun, it also enables a much more personal access to the horoscope, because one can draw it oneself.

Before computer drawn horoscopes existed, drawing up a horoscope for a client was for me a ceremony, in which I slowly and thoroughly attuned myself to the person. Since computers have been able to produce colour charts, there are unfortunately only few astrologers who draw up horoscopes themselves, because it is such a slow process. That is a pity and a situation that I hope that this new method will help to reverse.

This type of drawing cannot be done by computer, as the new rules are too complex. But it is quite easy to do manually, because we have a holistic overview of the horoscope. Taking a different and more intense view of the aspect pattern also trains the powers of observation.

Have you ever observed things in people that you were unable to interpret satisfactorily in their horoscope? This is not due to any lack of experience, for it happens to experts too. These are the limits of astrology and point to the vast area of esotericism. But there are actually as yet undiscovered dimensions in the horoscope itself.

These relate to new and vitally important questions that we have been able to follow up and experience with hundreds of people – questions about the meaning of life and the individual’s life task. We have also discovered how the horoscope reveals the beliefs or inner convictions people live by and why they must undergo quite specific experiences.

So, if you too believe that everything that happens in life is caused by the overall structure of your personality, you will find this new method particularly interesting. If less emphasis is placed on the concrete events and things of life, we realise that they can actually be controlled and changed by the inner spiritual quality.

If you notice that something actually comes from you, you can then change it yourself!

### Motivation Energies in the Aspect Pattern

In order to explain the significance of this new way of looking at the horoscope, and make it clear that this hitherto ignored level represents a kind of third factor in the interpretation rules, it is necessary to reflect holistically on the three crosses.

Every good astrologer has learned to take the three cross motivations into account in all the different areas of the horoscope and knows from practical experience that every person possesses all three motivations and there is almost nobody of purely one type. The purely fixed type or the mutable type is only found in specific, restricted fields, e.g. during a certain life phase or in a specific person, or in the case of a specific activity or profession, etc. This mainly concerns the crosses of the sign and house systems.

Anyone who has studied the aspect pattern for a long time knows about the different associations of the three crosses with the aspect pattern. Cardinal, fixed and mutable qualities are attributed to both the three colours and the three shapes. We can therefore identify the combined ratios of motivation energies in the aspect pattern, whereas evaluation of the shape tells us something about the nature and structure of the consciousness and the colouring describes the quality and the type of the consciousness.

Now there is yet another, third way of evaluating the aspect pattern, i.e. the three directions of the lines: an aspect can run horizontally, in which case it is adaptable and contact-oriented; it can run vertically, in which

case it possesses individuation energy and gives the power to grow; or it runs diagonally and gives the person stability and structure.

Aspect Pattern:	Direction	Shape	Colour
<b>Direction:</b>	Vertical	Diagonal	Horizontal
<b>Shape:</b>	Linear figure	Quadrilateral	Triangle
<b>Colour:</b>	Red	Blue	Green
	<i>Cardinal</i>	<i>Fixed</i>	<i>Mutable</i>

We therefore have three interpretation levels for the aspect pattern, in which we can again differentiate three types. Whenever we have three differentiations we can attribute the three crosses: now it is the case that the aspect pattern or aspect structure as a whole is a stable structure that we also call a circuit diagram. Here, I again saw the fixed principle that we can analyse as the life motivation according to strict rules. Then we have the centre of the horoscope that is impulse energy, the will and determining energy of life, the energy that creates our destiny. There lies purpose and there the impulse to live is created and that is where we should look for the answers to our question: “What is the meaning of my life?”

I have reflected on this logically and realised that the spark of life at the core of the personality consists of cardinal will energy and the aspect structure represents the fixed structure of the consciousness; where then can we find the connecting, mutable principle? For the whole interior of the person, which represents the inclusive aspect pattern and centre of our life motivation, should after all contain all three types of motivation! I found the answer in the spaces that lie between the aspects, for these connect the separate aspects and figures and the core self in a very mutable fashion. I was therefore now able to distinguish between three areas within the personality, and attribute the three basic human motivations:

**1<sup>st</sup> Cardinal:** The core of the horoscope, whose principle feature is the energy source that gives the impulse to live and gives the personality its daily supply of initiative, will and the light of consciousness.

**2<sup>nd</sup> Fixed:** The aspect pattern shows the structure or characteristics of the consciousness, and the aspect lines are an economical system of energy distribution between the planets. It shows the person’s specific life mission or motivation and thus determines how they should function.

**3<sup>rd</sup> Mutable:** The spaces are those elements that lie between the principal lines, the core and the environment and actually link everything together. They distribute the life meaning between the soul and the social environment and graphically illustrate this “connectedness” in an interpersonal network of mutual dependency and attraction.


Since 1989, I have drawn over five hundred horoscopes by hand and researched their strange shapes and phenomena. They have contained all manner of small and large triangles, trapezoids and holes, paths or channels that connect things and also radiating, star-shaped figures or connecting points that split the aspect pattern radially, etc. A new, fascinating diversity of shapes is revealed if one just looks out for such things.

By systematic research and cataloguing, I discovered that again there are three different types of space that could be attributed to the three crosses. Another interpretation level therefore emerged for the interior of the horoscope, which is summarised in the table below. You will also notice that this table is subordinate to the above table, as the aspect pattern here is only one part:

Interior	Core	Aspect Pattern	Spaces
<b>Core:</b>	Will thread	Life thread	Consciousness thread
<b>Aspect Pattern:</b>	Direction	Shape	Colour
<b>Spaces:</b>	Stars	Gaps	Channels
	<i>Cardinal</i>	<i>Fixed</i>	<i>Mutable</i>

Also new to the reader may be the division of the core being in this table into three, described in esoteric sources as the three energy threads of the soul, the breaking of which lead to death.

The table shows at a glance that the spaces have great importance, similar to that of the aspect pattern and the core being, on which one can actually only find structural knowledge in good esoteric books. We first published a book on the aspect pattern (*Aspect Pattern Astrology*) two years ago that impressed many readers with its variety and thoroughness and encouraged them to study the subject intensively. I would now like to open up yet another third fascinating realm, in which undreamt-of, hidden human spiritual qualities and abilities may be found and explained.



If we assume that a person's consciousness is found in their aspect pattern, and moves through the aspect lines, we can also assume that there is no consciousness in the spaces between the lines. One can even say that our consciousness is not capable of looking at them, because it is bound to the individual paths of consciousness. That is a natural subjectivity that can be understood in all possible human affairs.

If we compare consciousness to a light that we shine on something, then it is clear that everything that lies outside the cone of light cannot be perceived. If we consider something, we usually see only certain parts of the whole and are not aware of the rest; if we understand what a person says, then there is a lot that is only alluded to that we cannot understand.

We can only take into our consciousness that which we can or want to perceive. It is therefore in the nature of consciousness that it limits our awareness. Consequently, there is much in people that lies outside their consciousness and this is precisely what we can discern in the spaces between the aspect lines and in the empty spaces. However, what happens and exists in these gaps is very variable and is completely different for each person. During the last ten years, I have also established that the psychological content of the investigated spaces in my subjects changed greatly during the period.

That makes the description of how they work very difficult and inconcrete. However, the shape structures still allow a few universally-valid statements to be made, if we abide by the known colour and shape rules. But the space elements come in a great variety of shapes and for the purposes of research I had to concentrate on the most prominent features. I therefore limited myself to examining primarily the clearly coloured spaces that really stood out and greatly restricted the tolerance limits and parameters. However, this also greatly reduced the size of the sample, from 550 to 127, but this was enough to show me clearly how the space features worked.

## **Overview of the Three Space Elements**

The three basic shapes indicate a variable diversity, which I would like to briefly list before I describe them later in this article.

### **Stars (cardinal)**

There are four different types of star, but of the single-coloured type there are only eight. Including all multi-coloured stars, there are 49 different types.

- 1) conjunction stars
- 2) opposition stars
- 3) quadrilateral stars
- 4) free stars

### **Gaps (fixed)**

Gaps are very much more abundant: there are 32 different kinds of single-coloured gap and the number of multi-coloured gaps probably exceeds one hundred. These can be divided into three different kinds:

- 5) funnel
- 6) hole
- 7) bowl

### **Channels (mutable)**

Channels have the fewest variations: one is single-coloured and there are nine in total. There are two different types:

- 8) channel
- 9) bridge

There are therefore nine different types of space element under three main categories. I now consider each category in turn.

## Aspect Stars

### *New Research Results*

I promoted this new field of research in various seminars from 1988 onwards, and initially relatively few experiences were gathered because stars are not very common and the conscious perception of their effects is also rare. In addition, we initially concentrated on single-coloured stars in order to find clear criteria.

### **Definition and Mode of Action of a Star**

We have a star when three aspect lines intersect at the same place, or three energy connections intersect at the same point. If they are all active at the same time, a total of six planetary forces merge at this point. This provides a theoretical increase in the total capacity of the personality of over 60%. The problem is that this process takes over more than half of the personality, i.e. at that moment it cannot be used for anything else, so that a feeling of paralysis and inability to act afflicts the remaining planets. If ego planets are involved, they try to inhibit the activity of the star as otherwise they would lose control. Initial experiments also show that stars with ego planets are experienced more strongly and frequently than those without ego planets, which are less common in any case.

My questions to the horoscope owners focused more on an inner perception of tremendously strong energies or a concentration of the consciousness. That was usually noticed immediately, as was their inability to deal with it. I asked about their sensitivity and qualities during this state. The descriptions corresponded well to the planets that were connected to each other by the star.

The entire research project proved to be very long-winded, because only every fifth person has a star and because their activity is very rarely experienced: very well-balanced people or strongly fixed types experience it at the most once a year and very active or cardinal people have this experience every three to four months.

### **A new Core of Consciousness emerges**

The statement of a person with a completely green star: "The longer I think about something, the more things accumulate: feelings, experiences, memories, information, other people's stories, and everything merges together in one big image. I then transcend myself and see connections that allow my personality to appear in a network. I

then have the feeling that I have everything under control, but that I cannot actually do anything. However, I feel that I am irreplaceable and am also responsible for other people."

These very experiences gave my research a new direction with the question: is a star a kind of ersatz for the innermost core, the soul or the central life energy? This control of the personality over everything around it and responsibility for the people involved is very strong. Perhaps because at least six planets are involved!

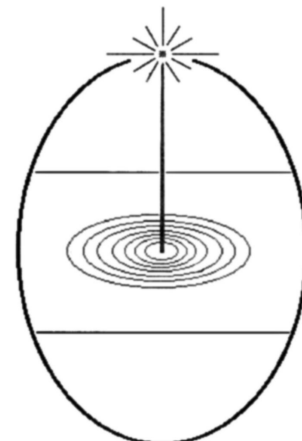
In the case of the innermost core, one can say that it supplies eleven planets with life energy and therefore is responsible for the whole personality. But a star does not involve [up to] five of the planets and produces only a pseudo-responsibility; it cannot actually control everything. It just feels as though it were the core of the life energy.

I soon found several people with stars in their aspect pattern, who had problems with so-called "ego loss." They were no longer able to cope with the complexity of being responsible for their own lives and guiding their fellow men. Too much depended on them and they felt partially drained or exploited. The effect was that they no longer knew what they themselves actually wanted and needed.

However, for certain people with stars this was not the case. After a long search I discovered the focus ray. If this fell on a house cusp, then ego loss occurred. But it did not occur if the ray lay in the middle of a house or at the low point.

### **The Focus Ray or Focal Point**

Perhaps you are familiar with this simple representation "conception of the personality," by Roberto Assagioli. It is an egg, at the top of which the radiating higher self is drawn. From this a ray descends and creates a less brightly-



radiant image of the self in the centre of the picture. This represents the personal self, which is smaller and weaker.

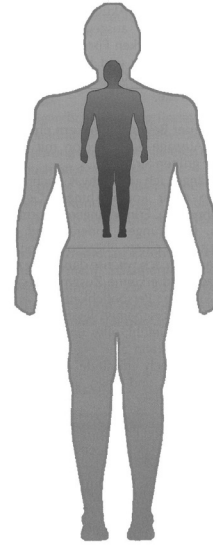
Doesn't this look like a star in the horoscope, if one places the centre of the horoscope as the higher self in relation to the star? After noticing this similarity, I connected the centre point with the exact intersection of the three lines of the star and drew a line right out into the houses. The central life energy is contained in the star, thereby creating a focal point in the zodiac that can be read off accurately. This shows us the cardinal nature of the star.

It is precisely at this readable point in the house system that this highly concentrated energy appears, if the focal point is in the vicinity of a house cusp. But if it lies at a low point, then an inner strength develops that one must first discover oneself. The energy of a star usually creates a temporary planet-like energy on the degree of the zodiac of the focal point. This can occasionally be much stronger and more stable than the most extreme self-confidence of a Sun or the total security of a Saturn. It is understandable that people find it particularly hard to let them go.

However, that is exactly what these people must learn to do: the supposedly strong self must relinquish control and experience itself as a part of the higher self. That is not very pleasant, especially if it is triggered externally by other people (focal point at the cusp). If this happens voluntarily, then it has a very relaxing, often even redeeming effect on one's fellow men (focal point at the low point).

When the focal point is at a cusp (FP at C), this exposure or the loss of control occurs more frequently, especially in the shadow area before the cusp. This is usually because the personality loses energy and therefore logically more slips occur. The person is then, at least for a while, no longer taken seriously or demoted. However, as soon as they have refuelled after a rest period, they radiate again and make themselves popular and indispensable once more.

When the focal point is in the area of the low point (FP at LP), over time a striving to give up the strong inner control of the star emerges, because the energies get blocked and an inner pressure builds up. It is like an urge, which says: "Let everything go, give up control!" These words uttered by the soul appear to come from the innermost core. They are more easily questioned



at the inwardly turned low points, which lie nearer to the centre. There the soul penetrates more strongly and is therefore easier to reach.

When the development of a personality reaches the point that Alice Bailey describes as the "battleground of the personality with the soul," the so-called "building of the antahkarana" begins. This is the conscious and preferably constant attuning of the personal consciousness to the higher self. In the process, the personal self learns only after considerable struggle to put aside its own agenda in order to do what must be done from the cosmic perspective of the soul.

### **The "Aliasing" Problem of a Star**

An alias is a nickname or pseudonym that is used for the purposes of disguise. In psychological terms, one part of the personality is particularly emphasised, for example by a title or profession, and all other, perhaps negative, parts are hidden by it. The problem is well-known; the unliving parts that are repressed into the subconscious start to make their presence felt in a negative way, mainly by repressing the good energies, as forces of attraction for bad experiences, as illness or other negative manifestations.

This problem is similar with a star, but it contains a particular spiritual element: the above described psychologically negative effects can be cancelled out by an additional energy that is unfortunately impossible to calculate or estimate. What happens with a star is very individual, often phenomenal and therefore hard to describe.

I will try to illustrate it with the aid of a fable: When the pigeon tells the fish that the fisherman is coming, he doesn't catch anything and decides to go hunting. He gets out his flint and kills the

pigeon instead. If the pigeon doesn't tell the fish, then the fish will be killed. He is therefore on the horns of a dilemma, which can only be solved by a paradox, if this is provided by higher powers.

Or a psychological example from everyday life: if the chief secretary reports on a mistake made by a junior secretary, she loses a good friend; if she doesn't report the mistake, she loses her job. In desperation, she rectifies the mistake herself overnight. Then the unexpected happens: her boss is happy and the secretary is grateful.

The paradox arises from the unexpected possibility of solving all problems at a stroke with one "act of force". This would always produce joy and happiness, even if not everyone perceives it that way. Therefore, in the above fable, the pigeon would lull the fisherman to sleep by cooing a very special song so that the fish stays alive as long as the fisherman is enjoying himself.

This illustrates two things that I would like to emphasise: 1) the radiating power of a star is very beneficial for others; it brings them joy and relaxes them by reducing their workload. 2) as long as the ego clings to the situation and suffers under the dilemma, nothing can happen, the star does not yet sparkle. Only when the hopelessness of the ego forces it to let everything go is the accumulated energy unleashed.

### Stars as an Integrative Factor

In most of the stars I have analysed, I have established that the aspects involved belong to different aspect figures and at least one of them is a single line (cardinal linear figure). This means that a will function of the consciousness is involved and therefore such stars possess a merging and concentrating force. This is very important for the integration of the personality, as is the possibility of uniting different, otherwise separate areas of consciousness, which means that one star can connect two or three different aspect figures.

If someone has several stars in their horoscope, it means that this person must deal with the problem of integration in a particular way. He should quite deliberately confront all the sides of his personality and work on being aware of, cultivating and nurturing even his "bad" sides until he can accept them and incorporate them positively. That can be a hard and long path, but once he has come through all his trials and temptations, the success is all the greater.



**Roberto Assagioli, 27.2.1888, 12.03, Venice**

I found the most stars in the horoscope of Roberto Assagioli (founder of psychosynthesis). Including the central star, he has six different ego centres, of which each one plays another role or controls another partial personality. Who else could have had so much personal experience with the problems of the integration of the personality, self-deception and ego-loss?

On the quincunx line, Mercury-Uranus, there are three different stars: at the bottom a "free star" (1), which targets the fifth house cusp exactly between Uranus and Mars. In the centre, a "quadrilateral star" (2), which is not a real star (see later), it just reroutes the energies of the Jupiter-Pluto opposition and the Moon-Venus quincunx onto the Mercury-Uranus line. At the top is a "tri-coloured opposition star" (3), which shines straight onto the Sun.

Two "free stars" (4,5) point into the third house in the same way, and one of them shines directly onto the Moon Node; I call such planets focus planets (5). However, the most difficult star is a special "opposition star" (6), which lies right in the core. We should also note that the three oppositions are interconnected in two quadrilaterals.

### Planets at the Focal Point

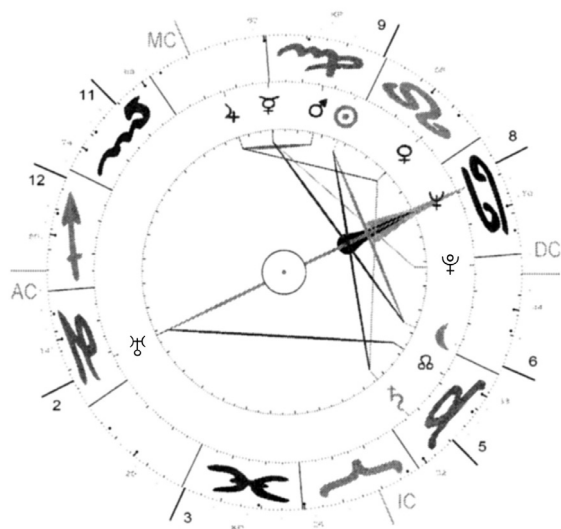
Here we distinguish between two types: opposition stars and others, where the focal point falls on a planet that does not belong to a star. This seventh planet fulfils a special function. It has a special radiance and is therefore visible even at a low point. It just makes the activity last longer and therefore practises and improves



its ability more intensively. That is why a focus planet usually develops much more quickly than the others, and becomes a kind of guiding, principal planet in the horoscope. Its potential is many times greater than in the case of “normal” people, and in the case of other planets. The horoscope owner can rely totally on these planets in particularly difficult situations, which is why he is able to fearlessly take on “impossible” tasks from which others recoil.

For stars that include an opposition, the focal point falls on a planet of the opposition, which then becomes a super planet, as described above. However, that can cause the planet(s) on the other side of the opposition to atrophy, because the planet with the entire focused energy allows the other(s) almost no chance of development.

In the following example of Mother Theresa, two opposition stars fall on the planet Neptune! This concentration of radiance supplies Neptune with a great deal more energy than an opposition (of Uranus) could ever do.



### **Mother Theresa, 27.8.1910, 14.25 Skopje**

This excessive Neptune energy shines almost exactly onto the cusp of the eighth house; it falls in the stress area, where it also still affects some people in the seventh house. And so it was that her humanity was recognised as exceptional by all the peoples of the world, quite irrespective of how many individual people she tirelessly helped, or healed!

### **The Age Point and the Focal Point of a Star**

I had a shocking experience with a quincunx star. A father called me and told me that he had

been camping in Ticino with his son three weeks earlier. Afterwards, his son had become more and more lethargic and had not felt able to go to school the previous two days. They had already seen two doctors, but they had found nothing, and he was really worried. When I looked at the boy’s horoscope, I saw the green star, which was formed by three planets in the 12<sup>th</sup> and 1<sup>st</sup> houses and three planets in the 7<sup>th</sup> house, above which were no planets. The three intersecting quincunxes look like an enormous spider that sat right at the top of the horoscope with long, widely stretched legs.

Then I drew in the focal point that lay in the 10<sup>th</sup> house, and immediately noticed that at that moment, the Age Point lay exactly opposite it. I then had an intuitive image in which I saw how the Age Point pulled down the energy of the star (spider), and I spontaneously said to the father: “Perhaps a spider or something similar fell on your son’s head!” After reflecting briefly, he remembered: “It could have been a tick, because there were a lot about in Ticino at the time.” Subsequently, he took his son to see a specialist doctor, who actually found a tick in his son’s scalp. It was discovered early enough to require only spraying with an antidote, after which his condition quickly improved. This is an incredible, but true, story.

### **Overview of all Star Types**

As we know from the aspect pattern interpretation rules, we make distinctions based on colour and shape. In my research, I focused on single-coloured stars, of which there could theoretically be twelve (four per colour), although a red one is geometrically impossible!

From the four possible green stars, I found only one with three quincunxes, as it is well-known that green aspects are rather rare. I found many blue stars of all four varieties, and also many of the three red ones.

I have written below in more detail about my experiences with single-coloured stars.

Regarding evaluation of the shape, I found a few interesting criteria and gave them suitable names, which have already been mentioned:

1. Where does the focal point of the star point to?

a) on the empty zodiac circle, there is a kind of planetary force that visibly affects the environment through the house

b) If there is a planet there that is part of the star because it is part of an opposition or is connected by a conjunction to another planet of the same star, a particular energy problem arises (opposition and conjunction star with focus planet).

c) If there is a (seventh) planet, this becomes a super planet with an excessive intensity that breaks right through the house system (free stars with focus planet = seven star).

2. Rather rare is the core star, which occurs if at least three oppositions exist in the horoscope. This is also an opposition star without an external focal point.

3. If two of the three aspects of a star belong to a quadrilateral, i.e. both diagonals, then the accumulated energy radiates not into a focal point, but onto the third line! That means the energy of the quadrilateral accumulates in its centre, splits in two and flows towards the two planets of the intersecting aspect (quadrilateral star). We will now examine these a little more closely.

### **Quadrilateral Star**

The quadrilateral has a particular function, for example a well-rehearsed role or a very familiar activity of the personality. This feature is now reinforced by a surprising boost that comes from somewhere quite different, which makes this person a specialist who possesses a special, usually indispensable ability.

The third line indicates a special ability or flair of the personality: the part of the quadrilateral is controlled like a puppet or a part of the personality by another (hidden) side. That is why it is important to recognise where the ego planets lie, for they should really control and not be controlled. It is therefore more favourable if an ego planet lies on the third, controlling line.

If there is no ego planet on the third line, control can be exercised from outside, in which case six planets come under external influence at a stroke, which can lead to a serious dependency. It can take a very long time to free oneself from this and leave fragments behind. However, it seems as though such a person must undergo this process many times in their life.

It can also work the other way around, for it often happens that this third line is almost detached. It looks like an arrow that protrudes from a braced bow which could be fired at any moment. The pent-up energy of the quadrilateral is released through the planets that are located

close to a house cusp. If a line is green, it can be a razor-sharp thought; if blue, like a scalpel it separates the important from the unimportant; if red, it is an emotional or provocative sword that generates tensions.

If there is no ego planet in the quadrilateral, but one or even two in the third line, then the quadrilateral is a neutral aptitude, an actualized talent that can only be controlled by one's own ego. However, it is up to the self to realise the nature of this talent and also to activate its development, cultivation and to look for opportunities to implement it. It is therefore up to the will whether the talent develops or not.

### **Single-Coloured Stars**

It is not easy to spot these in a horoscope and very close examination is often required to check whether all three lines really intersect at one point. Furthermore, they are relatively rare; according to my investigations, only about 5% of people have one. In comparison, 25% of people have a multi-coloured star, which is also rather easier to spot.

Following the extension of my research from single-coloured to multi-coloured stars, I discovered that the difference is not that big, so that for the purposes of simplification we could say: If two lines are the same colour, we can say that the star is this colour. This is not the case for three-coloured stars, of which there are interestingly exactly the same amount of as red, blue and green combined. There are four types, plus the two-coloured variations, of which there are six. That makes a total of ten different stars that can be distinguished on the basis of their colour. However, we only need to know more about just four of them: red, blue, green and the three-coloured stars.

### **Red Stars**

We can assume that the accumulation of three efficiency lines acts like a kind of nuclear reactor. There can be surges, which produce powerful and possibly even destructive discharges. The personality comes under pressure from many different sides, which may only be relieved by a violent discharge of anger (C). But it can also be just a small fit of rage (M) or a competitive sport involving risk or conflict (F), depending on the house in which the focal point is situated: C = cardinal, M = mutable, F = fixed.

This legendary efficiency can also be understood as a natural ability to do things quickly, for these people know exactly when they can achieve as much as they usually would in ten times as long. But they sense, on an unconscious level when they are younger, that this drains their powers, which run out and then need a lot of sleep to recover. Experience alone teaches them not to control or limit the intensity or the consumption of energy. It appears that the state of exhaustion must be reached.

Psychologically, these people occasionally get involved in complicated and stressful situations that almost tear them apart inside. They see so many people who need their devoted attention and suddenly realize that it is all too much. Then they radically cut all ties, neglect all their duties, abandon everything and fall into a deep, regenerating sleep. Sometimes there is no sign of them for a couple of days, but then they pop up again, full of beans and zest, as though nothing had happened. With time, they become masters at the art of just letting go.

The effect of a red star can also be observed on the mental level. If a person gets enthusiastic about something, or a topic has interested them for a long time, they talk more loudly, energetically and quickly. Then no one else can get a word in edgeways, because they are so dominating and full-on. But this monologue stimulates other people's thoughts so much that with time, they are able to interrupt the stream of talking. They too also gain the courage to control this energy and the thought processes can sometimes stop them from feeling or thinking about anything. Only these inner processes are important. Every idea, every question that is still unanswered must be thought through to the point of exhaustion.

### **Blue Stars**

Their inner calm and harmony exceed that of a blue quadrilateral. The blue bundle of lines of a star could be compared to the crossed legs of a Buddha, who is completely self-involved and allows nothing to disturb him. This calm is a divine inner serenity, which is also really experienced and lived by the person concerned.

The people I questioned considered this state to be a kind of gift. They had no control over it and sometimes felt as though it paralysed them, rendering them incapable of action. Others mentioned that they suffered from absent-mindedness and hypersensitivity to criticism.

On a physical level, this is manifested as sensory enjoyment and intense sensory experience. Quite astonishing olfactory or visual performances may occur. In difficult situations, where quick decisions must be made, the subjects were often able to act incredibly precisely and logically. Psychologically, they could behave completely objectively in situations when others reacted with fluctuating emotions and feelings. There is a talent for working in psychological or social emergencies.

Optimism or cast-iron belief give such a person an inner stability that may be termed integrity. They immediately spot adulterated knowledge or distorted facts, and can quickly create a clarity that precludes resistance or misunderstandings. They are very receptive to spiritual systems or universal cognition, and can cling to them firmly or even rigidly.

### **Green Stars**

Three lines of consciousness in perpetual motion suddenly come to rest at the same point. Does the person think of nothing at all or of everything involving the six planets concerned at the same time? It can be a moment of extreme insecurity, in which they are in limbo or have an excessive fear of making decisions, which for a moment governs everything.

Such people are sometimes extremely alert, cannot not sleep and get wind of everything that interests them. They are able to focus their consciousness with such concentration that they experience every single aspect of an issue. When and only when they are affected by this strange intensity, nothing escapes them.

They are psychologically very sensitive; they often sense all too clearly what other people are going through, and find this painful. On the other hand, they can be so destabilised by a simple reaction from someone that they run off without a backward glance. They can sometimes discharge feelings very suddenly, in which case they may come across as austere, uncaring and brusque.

They are persevering thinkers, who see a project or a topic through to the end. They then take it further and add to the body of knowledge. These are the qualities of a planner, an innovator or a teacher, who cannot rest until everything is clear and in its rightful place.

### Three-coloured Stars

The presence of all three colours produces white light. Therefore, the combination of all three consciousness energies produces clarity of cognition. The so-called three-phase learning process or crisis mechanism is instantaneous, giving this person a lightning-quick overview of complex processes and the ability to switch to any level at any time. That means no matter when they are confronted with something, they know straightaway what must come next and also what happened before. This happens in the psychological processes of the most different types of people, which is why they can help everyone who is attached to them and are able to understand all possible situations.

People with three-coloured stars can be popular with all kinds of people from all levels of society. They have a kind of a universal success, which does not mean that they are necessarily loved by everyone. However, it is easy to like someone with a three-coloured star due to their congeniality, and to recognize the spiritual qualities that they radiate. Or to put it another way, this type of star always radiates a certain spiritual quality and attracts certain people, according to the house in which it is situated.

This was the case for a famous Indian philosopher, who actually had three such stars in his horoscope. Two of them are directed towards the eighth house. He showed all different types of people a third way that liberated many from the eternal suffering of partiality.

In particular, he proclaimed the liberation from sentimentality and lust, for one star lies on

his Moon (rare conjunction star), and the other lies on Venus (common opposition star). The lower star, a rare free star, lies exactly between Mars and Mercury, which often reinforced the power and impact of his speeches.

The most common three-coloured star (conjunction star, square-trine-quincunx) are also found in the horoscopes of the following famous personalities: Hans Christian Andersen, Jacques Cousteau, Sean Connery, Charles Darwin, Karlfried von Dürkheim, Albert Einstein, Fernandel, Joachim Fuchsberger, Peter Gabriel, Carl G. Jung, Oscar Wilde.

### Drawing Stars

#### Pre-requisites

1. Only use horoscopes that are drawn up according to the Huber-Koch method, with no additions, i.e. only eleven planets and seven types of aspects with lines of different widths! Otherwise the effects and interpretations I describe will not be accurate!

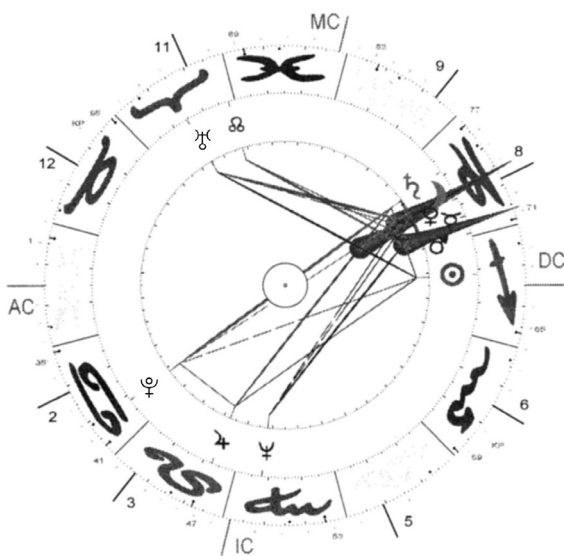
2. You need three quite normal colouring pencils in the colours red, blue and green. The green should be bright, so that it stands out from the blue. The pencils should also be soft and easy to rub out, and not too sharp, but rather blunt and flat. This helps to draw areas that have to be coloured in different strengths, from extremely fine via hazy, transparent to slightly bold, so that the aspect lines appear at least three times as strong and bold.

#### Looking for Stars

You may not be used to looking out for line intersections and it can easily happen that you overlook a star, especially if there are many lines in the horoscope. To make sure none are missed, we should work systematically by checking out every single planet starting from the AC. That means that we slowly run our eye over all the aspects that a planet has and briefly stop each time a line crosses. As we do so, we simply check whether two lines intersect with the one we are looking at this point.

#### Rules of Effectiveness

If the intersections are not exact, there is a tolerance limit depending on the thickness of the lines involved. A small triangle visible between the three lines may not be more than double the size of the width of the thickest of the lines.



**Bhagwan, 11.12.1931, 17.10, Kuchwara/India**

If we have been lucky enough to find a star, we still have to check whether or not two of the lines belong to a quadrilateral. Then it would be the diagonal of a quadrilateral, which is controlled by a third line. The way of drawing the quadrilateral star is different from that of the normal star (see below).

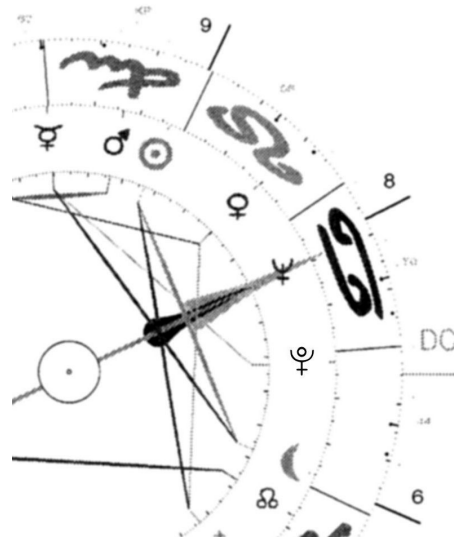
### Drawing Stars

1. The intersections are circled with the dominant colour of the three lines: if there are two reds, we use red, and the same for blue and green; if all three colours are present, we always take blue first and then green, and we colour the core red; this is how we draw a three-coloured star.

2. The diameter of the circle should correspond approximately to the radius of the innermost core. If there are two colours, the centre of the circle is coloured with that of the individual aspect, and this core should be drawn a third of the diameter. It is the same for three-coloured stars. Only single-coloured stars are of one colour.

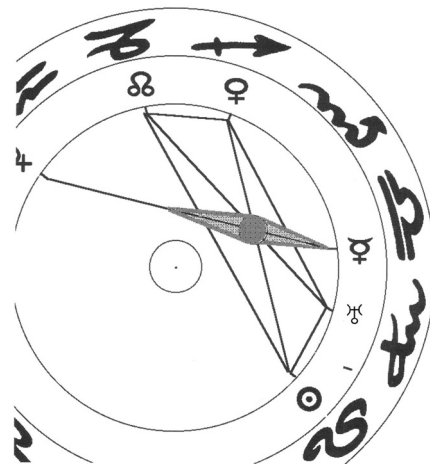
3. Measuring out the focal point. With a fine line on a transparent sheet of paper, we connect the centre of the horoscope with the exact intersection of the star, read off from the zodiac the exact degree and mark this spot. Then we draw a line outwards from the star that is exactly as long as the distance of the star from the core. This means that centrally-located stars do not reach the zodiac!

4. Finally we extend the ray outwards, tapering at the end of the focal point line with a slightly curved arc, which corresponds to the colour of the intersecting lines. More precisely, from the external circle that we drew earlier, with the same colour we draw an arc that very slowly approaches the focal point line.



If there are two colours, we draw the focal point line with the colour of the core, but also tapering off to the outside and the rest of the arc with the dominant colour of the star.

Special case: the quadrilateral star is drawn along the third line on both sides, and the circle should only be drawn half as big. There are no focal points here on the zodiac, but instead two tips of the star, which run on the separate lines to the right and to the left. The length is at least as great as the distance to the core, but at most as long as the lines.



## Gaps in the Aspect Structure

*Look at your hand and you will see five fingers and between each finger you will see a gap. But the gaps are much more real; the fingers come and go, but the gaps remain. In the gaps lie the life, the tranquillity, the essence; it is where we find the divine and the spiritual.*

We can transfer this wisdom to our topic: the aspects, the essence and its activities come and go, but the gaps remain. It summarises the latent wisdom that emerges from the depths of the soul.

It corresponds to the Indian wisdom regarding that which is always there, what is real and essential, because out of this stillness and inner contentment, love and joy emerge from the soul. If we transfer this notion to everyday life, the topic of the horoscope gaps gains a quite different significance.

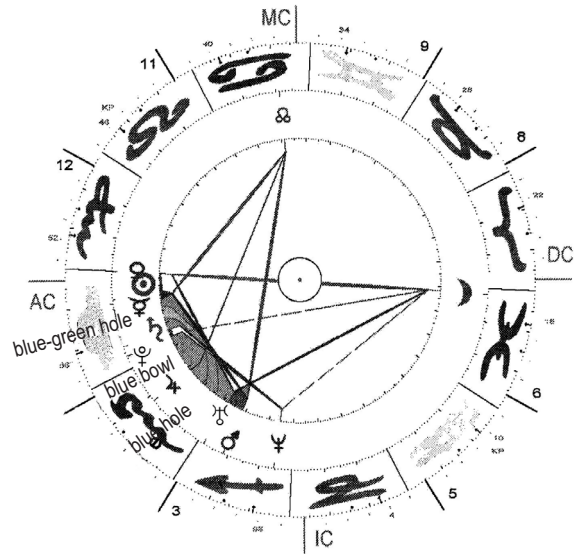
It is an eternal truth that at peak times there are no empty parking places. Everyone's eyes are peeled looking for spaces. Job-hunting is also all about finding an empty space!

Thinking about this more carefully, there are many areas of life which involve looking out for empty spaces, like for example when correcting or filling out forms, etc. It is incredible how well-trained we are at spotting a free place or an empty space, and what a great feeling it is when we manage to find a space!

When debating with other people, we enjoy expressing our opinion where the other person has none, or showing feelings when the other person reacts neutrally instead of subjectively. These are gaps in other people that we find pleasure in filling.

Don't you also enjoy showing somebody something that they do not yet know? Or when in a pause in speaking the tension grows and then both people want to say or do the same thing? Or if you get the news that something unpleasant has been cancelled and you have the day off, it feels great. And the class usually rejoices if the teacher is ill, because the result is free time, a gap.

This joy comes from the soul and it is often released into gaps and empty spaces. We can therefore say that deeper spiritual qualities can also emerge from the gaps in the horoscope.



## Psychological Mode of Action of Gaps

To gain a better understanding of gaps in the horoscope, we must know that the human psyche automatically fills in empty spaces. It is in our nature to constantly try to compensate for defects and deficiencies, and to stop all gaps.

People have different ways of doing this, and we all do it, e.g. repression, suppression, ignoring, denial, pushing to one side and waiting, acting as if..., doing something else as a distraction, and many more...

We cannot make any planetary positions in certain signs and houses responsible for these human characteristics, for they are present as natural, reflex behavioural patterns. There are things in life that we cannot control, which we unconsciously learn to cope with. Is it not usually these things that make life exciting? It is precisely their unpredictability that provides us with the opportunity to innovate and learn.

In astrology, we have now found a criterion that explains the unpredictable centres of attraction or gaps in people's lives. They are the gaps in the aspect pattern, where the soul can react effectively to external intrusions. If we recognise that what happens to us in such gaps influences us from a much higher, benevolent place, then we can go on to lead a mindful, spiritually fulfilled life in which everything has a deeper meaning.

### **Which Gaps are Valid?**

In many horoscopes, there are empty halves, empty quarters, yawning openings or giant gaps. Here though, we are only concerned with gaps between planets that are no bigger than 30°, i.e. smaller than a semi-sextile but bigger than a conjunction. To put it more precisely, a gap must lie between the conjunction and semi-sextile orb. Therefore, in the case of the Sun and Moon between 9-26 degrees (max. gap size = 17°) and in the case of Uranus, Neptune and Pluto, between 5-28 degrees (max. gap size = 23°).

Empirical evidence has shown us that the gaps in the horoscope can have a very powerful effect and are frequently found in creative people. The horoscope owner may be completely aware of these gaps, but only ever retrospectively. What happens in the gap lies outside consciousness, it cannot be observed or evaluated. The wiring diagram of the consciousness indicates a gap that it is incapable of perceiving. This is a natural human phenomenon, like the blind spots in our eyes.

### **Blind Spots**

It is interesting to consider in more detail the blind spots that we all have in both eyes. They are situated to the right of the focal point in the right eye and to the left of it in the left eye.

Measuring the distance of the blind spot from the line of sight in different people gives the following result: the blind spot lies between 15° and 22° away from the line of sight.

That is very interesting because the permitted gap widths established by the orb table tally almost exactly with these angles. Furthermore, it is almost impossible to be aware of our own blind spots, which is also the case for gaps in the aspect pattern.

### **The Very Different Effects of Gaps**

There are already astrological criteria with which to describe what penetrates a gap. And upon reflection, it could also be that something comes out of the gap or that it is a place where we can look more deeply into the personality, as though we could see through a tiny window into the soul. "Just look within yourself and know yourself!" This is only possible with a mirror though, because we can only look from the outside in.

I have observed, assembled and described below a whole range of effects of gaps and holes:

dependency on our fellow men  
a cornucopia for our fellow men  
the dark side of the personality  
a dwelling place for alien spirits  
the power of the personality  
creativity  
a special honour.

### **Development of Gaps**

The magnetic effect of gaps is an alternative force of attraction to the Sun, a strong planet or the ascendant, each of which can be consciously strengthened or weakened. But it is not possible to control this kind of personality magnet. It is a product of the whole development and yet it is independent of success, acknowledgment or support.

The person themselves is unaware of what is in the gap or what comes out of it. What does come out is automatic and spontaneous, once control of the personality is abandoned. Great artists have described how their great works were the products of deep crises, where they had almost no control at all. Nothing specific can therefore be developed in a gap, because it is not an ability. But my experience with different subjects has shown that there are three recommended good methods of psychological preparation of the gaps:

1. Dealing with different fears and dangers
2. A hobby that corresponds to the house of the gap and that brings with it a moderate amount of risk and that can also later become a career
3. People, friends, with whom we can let out our unpleasant side.

### **Gaps must be Cleansed**

It is quite understandable that we must somehow try to get rid of unnecessary baggage, in order to preserve and stimulate our creativity. This was an interesting discovery I made during a two-year internship with Dr. Oskar Ruf in 1976-77. I was then able to counsel more than two hundred clients with the aid of their horoscopes and established that nearly all of them had distinct gaps or were consulting him in order to get rid of psychological baggage.

At the time, Dr. Ruf was working actively on Primal Scream Therapy, which is based on the discovery that difficult experiences or trauma that burden the psyche can be discharged by screaming. All of his work in the practice revolved

around ways of offloading psychological stress, and we found one that was particularly adapted to the problem of the gaps.

By gently trying to locate the gaps in the consciousness, we shed light on an area that the horoscope owner has previously been unable to understand by themselves. That is why many ideas, feelings and emotions are triggered, which do not actually come from the subject. Expression is given to other people's comments, arguments, judgements, aggressions or emotional outbursts, which have never been successfully processed and have remain stuck in the psyche. So it is necessary to tread carefully, as people can get really hurt when this kind of baggage is released.

The process is quite simple: we start by talking about the characteristics of the houses in which the gaps are located; then we describe the individual planets, take a trip to another area of the horoscope and then interpret the other planets in the gap.

Now the consciousness is sensitised to the gaps, and it immediately becomes highly observant and receptive, and that is where responsibility is required. How deep or extreme are the person's observations? In the case of stressed gaps, just one associational sentence is enough to immediately trigger something. The more weakly aspected a gap is, the more gently it can be probed, and the subject's consciousness be expanded, until they can become aware of the gap. This is what happens when the procedure is successful, but a lot of practice is required to behold the consciousness.

The key is to interpret the gap planets as though they were a conjunction. It can be compared with squeezing a spot or a tube. What the subject is then moved to talk about "feels" alien to them, which is why they inwardly almost recoil, as one does from the pus from the spot.

The example is quite typical of a completely red gap, in which aggressive energies are stored. This energy is always different, strange and quickly forgotten, which is completely the opposite to the personal emotions, which are caused by the planets or the aspects. These are expressed deliberately, are typical of the personality, have a real effect and can also be understood, controlled and modified.

## Factors for Gap Interpretation

### 1. Gaps work in two ways:

- they attract energies which avoid the consciousness and which are difficult to manage without external help.
- energies emerge that are completely untypical of the personality, have a strange effect and are involuntary.

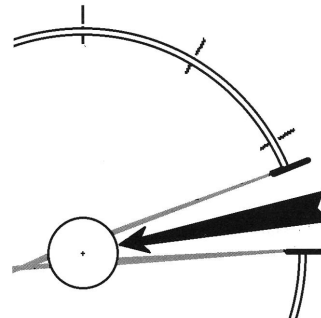
In both cases the timing is almost impossible to predict, but depends on the person involved.

### 2. Inner Shape of the Gap

We can divide the multitude of geometric surfaces that arise inwards from the gaps into three types:

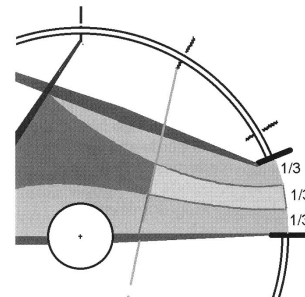
#### a) funnel or cone = cardinal

There are usually two lines of the same colour that taper in from the gap and then cross over.



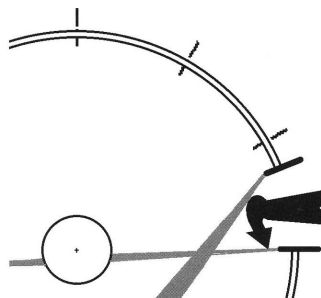
#### b) quadrilateral or polygonal holes = fixed

The two side lines separate and one or more filter lines close the hole on the inside



#### c) triangular "bowl" = mutable

two same coloured intersect in front of the gap and form an arrow-shaped blunt triangle.





### 3. Colours of the Side Lines

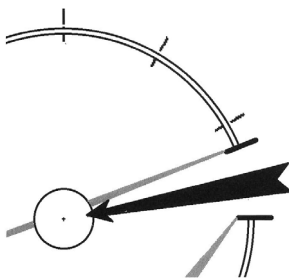
The colours indicate which types of energy can be found in the gap. It changes a lot if the side lines are both red, when the energies are loud and pent-up; if they are blue or green things happen more gently. These are often old, neglected feelings, ideas or resignations, which often have a paralysing effect on the person themselves and on their environment. However, they can inspire artistic activity.

There are three different strengths of colouring:

- a) pure red gaps have the strongest effect and this intensity can already be observed in adolescence;
- b) pure blue, pure green or red-green gaps can indicate an artistic effect on personality in middle age;
- c) blue-red, blue-green or tricoloured gaps need artistic work and care until they can blossom in the second half of life. With inspired personalities, this has brought great success.

### 4. Depth and Direction of the Gap in the Aspect Pattern

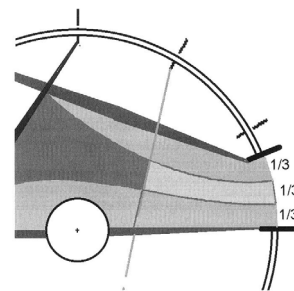
The deeper we can penetrate unhindered into the centre core, the nearer we come to the nerve centre. That is called the defensive or protective reaction, just as events or experiences become stronger and more profound. The flatter the gap outside, like a sinew or a slice of apple, the more the environment is affected, made responsible or burdened.



The deeper the gap, the more everything happens timelessly, slowly and long-lastingly. The more shallow the inner edges of the gaps, the more rapid and fleeting are its effects. The same rule applies as for the aspects: the further outwards something lies, the more involved it is with the environment and the surer one is that it is nevertheless a quality of one's own personality. For example, the person with a blue angle cone does not notice that external knowledge or belongings are quite quickly transferred, and they do not actually have any for themselves.

### 5. Filter in the Gaps

If there are oblique lines between a gap and the core, external intrusions can be more or less repelled and accumulated. A kind of hole emerges in the aspect pattern in which something can be collected, stacked up and preserved. A green line requires the consciousness to watch over the gap otherwise it is completely permeable. As long as it does not forget to look out for a certain danger, nothing happens. A blue line gathers experiences undergone with intruders, the person only learns with time to avoid them or wriggle out of the way. But a red line is a blocker, after a certain time, it throws the intruding energies out again, but with increased force.

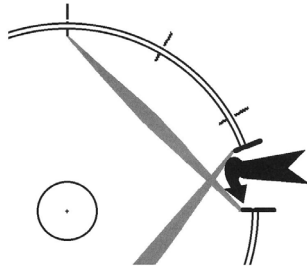


Basically, the colour red dominates all the others, so the red structure is examined first, and the interpretation of a blue or green line is secondary. For example, a red angle cone is bisected by a sextile, producing a red-blue hole. In this case we first interpret the red angle cone and then interpret the blue line as a possible influence on the consciousness, which enables strong forces to be mastered. If there are no red lines present, blue lines dominate green ones.

### 6. Special Rule: Latent Lines

In the evaluation of gaps, as in many observations of the aspect pattern, attention should be paid to dashed (one-way) aspects and the four latent planets. The three spiritual planets and the Moon Node are effective to the extent that the personality can individualise itself. This means that most of the time these planets are excessively passive, if the consciousness never takes an interest in the spiritual side of life. If, for example, a single-coloured gap is crossed by a line of another colour coming from a latent planet, then it does not interfere and the single colour dominates. Or vice versa, if a gap is single-coloured but one of the lines is latent, then the qualities of the gap only develop with age. This becomes even more complicated if a hole becomes a "bowl", if one leaves out the crossing latent line: as long as the personality is strong, the fixed hole works first,

and then the energy suddenly changes and peaks dynamically.



### 7. Protection of the House

If there is a house cusp inside the gap, then there is a lot of external intrusion and it is regularly cleaned out, usually by certain people upon whom the person is dependent. If there is no house cusp present, the low point protects the gap with its thick skin. Only people who are really well known are allowed to enter. Such a dependency, if it occurs, is lasting and difficult to shake off. If the shadow area of a house is situated in the gap, then something is produced by the gap that gains a place in the environment. If there is more than one house cusp in the gap, then the influence of the gap is dissipated and is no longer described in the same way as the others here.

### 8. Force of Attraction of the Sign

If there is a sign inside the gap, at most it says something about a certain protective function

and about the nature and inner details of the thing that is attracted. In more detailed descriptions of the processes experienced and typical reactions of the person concerned, qualities typical of the sign can be sensed.

The force of attraction of a gap depends more on the extent to which the personality can individualise itself. The more the person can cultivate their own talents (sign qualities), and try to do things in their own way, which feels right, the less they need to adapt to the environment and the stronger the force of attraction.

### Statistical Investigation of all Types of Gaps

In my statistical research, I have established that two-coloured gaps are much more common than single-coloured ones. About 70% of all people have gaps, but no more than a quarter of them have single-coloured ones. Among 550 famous personalities though, this figure reaches 125.

The statistics in the table show thirty-two possible single-coloured gap arrangements. According to the division into funnel = cardinal, hole = fixed, bowl = mutable, the frequency is almost the same as for the aspect figures: 8 different cardinal, 8 mutable and 16 fixed gaps, and if we include multi-coloured holes, these numbers increase greatly. The variety of the fixed principle therefore dominates by its diversity.

### 32 possible single-coloured Gap arrangements

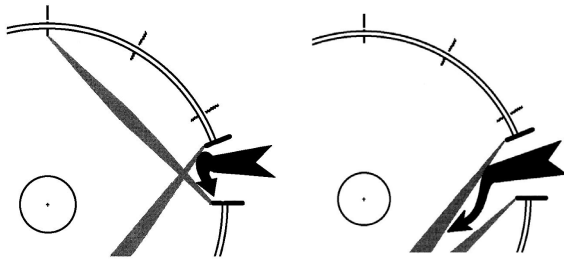
1=semi-sextile, 2=square, 3=opposition, 4=sextile, 5=Trine, 6=Quincunx

Name, shape	Colour	Funnel	Bowl	Hole
Split funnel	Red	3-3		3-2-2
Red cone	Red	2-2		2-3-2
Stove pipe	Red			2-2-2
Sym. bowl	Red		2-2	2-2-2
Sloping bowl	Red		2-3	3-3-2
Sense funnel	Blue	5-5		5-5-5
Pointed angle cone	Blue	4-4		4-4-4
Small pot	Blue	5-4		4-5-4
Goblet bowl	Blue		5-5	5-4-5
Brilliant bowl	Blue		4-4	4-4-5
Crown bowl	Blue		4-4	5-5-4
Deep funnel	Green	6-6		6-6-6
Nail cone	Green	1-1		1-1-1
Blunt angle cone	Green	1-6		
Deep bowl	Green		6-6	6-1-6
Shallow bowl	Green		1-1	6-6-1
Inclined bowl	Green		1-6	1-1-6
Total		8	8	16

## Drawing Gaps

Starting at the AC, we look at every planet and stop when the following planet almost forms a conjunction or lies less than one sign away. We consider each planet in turn until we arrive back at the AC. It is possible to find a maximum of 8-9 valid gaps in this way. We then look more closely between the two planets, moving our gaze inwards towards the core and examine the first lines that we find.

If there are two aspects of the same colour, which extend outwards from both planets and intersect further inwards, thereby closing the gap, the gap is dynamic (bowl or angle cone).

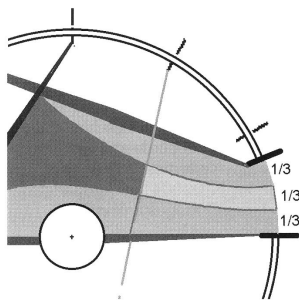


Both lines are then drawn in the same colour as the aspect, from the position line around the circle line that limits the aspect pattern.

The intensity of the drawing depends on the width of the gap: if it is almost a conjunction, then we draw a thick line; if the gap is almost the width of one sign, the size of the hole in the internal space of the aspect pattern can be as big as desired, with three to (rarely) four lines. All three colours must be present, which then makes the drawing somewhat more complicated.

## Drawing Holes

1. The arc between the two planets is divided into three when it has three aspects, and divided by four if there are four, etc.
2. From every corner of the hole, two lines are drawn from a curved line that bisects the angle to a third marker.



3. Looking from the outside in, we take the colour of the aspect of the planet on the left, and draw the first third of the curved line with this colour. We

do the same from the planet on the right, maybe with other colours, leaving the middle part blank, colouring it later with the colour that corresponds to the internally adjacent aspect.

There is an exception for dashed lines. If the boundary of the hole is formed by a latent line, a line running even further inwards takes effect. Its colour almost trickles through the dashed lines and it looks as though the holes were made bigger by another colour, which also runs right up to the exit of the gap. To get the right effect, one should initially only colour in the dashed line quite finely, so that the colours of the inner lines are dominant.

## Interpretation of Single-Coloured Gaps

### Red Gaps

Tense jaws are red aspected planets that form a gap. The area of tension goes unnoticed, because neither ability has much sensitivity due to the constant transfer of energy. Red makes for insensitivity, hence the tendency to keep falling into certain conflict situations. The longer the person can keep out of it, avoid it and act as though he does not notice it, the harder the breakdown or outbreak will be. The more the red-bordered interior spaces contain, the longer they take to refill and the more powerful the discharge.

### Blue Gaps

The force of attraction of blue-edged gaps is much stronger than that of red ones. They really exert a powerful pull. Many subjects compare them to a vacuum cleaner, sponge or suction pad. What differentiates them is the quality of what they absorb, for it may be something stressful, or people who only take advantage, or knowledge, strange experiences and other people's memories.

I have also found people with a secret collector's instinct or fetish. Sometimes they find something valuable in their attic or are given presents for no reason, because they give the impression that they greatly value an object that may appear worthless to other people. They find it hard to refuse them and also have trouble letting them go if they have some special meaning. However, negative things that have been absorbed are integrated and sometimes also made use of creatively in these blue holes and gaps. Then they also have a healing effect on the body, mind or spirit of the person, depending on where the gap is and which planets it contains.

### **Blue Holes (fixed)**

Two blue lines extend outwards from the gap and a third blue line forms the inward-running edge of the rectangular hole. The horoscope owner is not aware of the extent of the gap's force of attraction. The area of activity of the house is agreeable to him, and he is strongly attracted by it. Is it an unusual custom, a hobby or even a profession? Whatever it may be, other people benefit from the harmonising effect of the gap. They feel good in his company, and an unconscious, but pleasant, often mutual dependency is formed. He may have no problem with letting go, but is often unaware of exactly how much he has accumulated. Many different kinds of relationships, objects or duties can pile up, and with time he is no longer able to cope with them all. This causes losses to occur that he cannot prevent beforehand and cannot quite understand afterwards.

Is this a kind of naivety on the part of this person? No, it is nothing to do with faith or conscious trust; in other areas he is normally critical. He just has an unconscious trust that something harmonious and positive will come from the environment and therefore attract good things. This can work like a suction pad though, which causes him to get stuck in almost symbiotic relationships with certain people. There may be heightened psychic receptivity, a quality of sensorial alertness, which assimilates things that others cannot perceive. Some scientists have benefitted from this to gain insights that were new at the time and today are important foundation stones of our knowledge. It could be called a kind of bubbling yet structured creativity.

### **Green Gaps**

It is often hard to spot the intersection of two green aspects, and the aspect lists should be examined to check that there are no additional semi-sextiles connecting two planets. Four planets must only be connected in pairs. A conjunction on only one side of flat intersections is common and also permitted, if it is greater than four degrees.

### **Green Holes (fixed)**

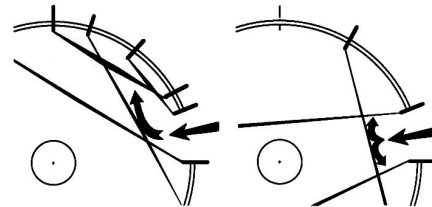
The contents of the consciousness and real communicated information are not only stored but also systematically classified in an external memory. This special retention capacity enables knowledge to be accessed when required. It is like pigeon holes for mail, except that they are not regularly consulted. For this person knows

so many people that they only ever pop up to communicate sporadically and always at the right time.

These unusual people are probably also afraid of being controlled by something or someone. They defend their independence and neutrality to avoid being manipulated or having to fight with personal prejudices. However, this may mean that other people do not take him seriously and avoid him.

### **Two-Coloured Holes**

The two planets forming the gap have blue or green lines bordering the interior space they create. It does not matter if the planets also have a red line, but this should not intersect the gap.



It is not easy to observe the effect of "soft" gaps, as they do not confer any specific ability, but rather something that can be noticed in the person's overall appearance. It may appear as though the person has something hidden within them, which is hard to pinpoint. For some people it may be the voice, for others the eyes and others still find something special in the person's gait or gestures. Blue-green gaps often indicate a strong personality with tolerance and resilience and who may well be famous. They radiate a subtle charisma that opens doors for them and just makes people like or even love them.

Other people find this indefinable "something" somehow fascinating and attractive. There is often an element of compassion involved, for the person almost seems to need protection due to some unusual psychological imbalance or problem that they cannot talk about. And if someone adapts to the person and has empathy for them, they often uncover painful feelings that they instinctively try to explore. However, the reactions that are provoked are not personal; they are just impressions and feelings that do not actually correspond to the person at all. I sometimes found that it was as though these people were reading diagonally from a novel, so that there was a kind of basic theme that approximately corresponded to the theme of the house in which the gap was situated.

## Channels in the Aspect Pattern

Channels are two lines in the aspect pattern that run exactly parallel. They are visible with the naked eye but sometimes the horoscope must be turned to check that the lines are really parallel. If necessary, it can be checked by the traditional method of ruler and set square, or alternatively, a pencil can be placed on one aspect line and rolled back and forth.

**N.B.: the parallel aspects are not part of a quadrilateral, but are components of two otherwise separate figures.**

Be careful not to consider the parallel sides of a trapezium as a channel, even if e.g. all that is missing is a semi-sextile on one side. For then there would be two triangles with parallel sides. The interpretation of parallels in a quadrilateral, which is usually symmetrical, was included in its description. They confer the ability to run two procedures, ideas or findings in parallel.

### Which Channels are Valid?

I first considered only the narrow parallels, if possible without lines intersecting them and without planets in both gaps. As this greatly limited the number of people I could consider, and in order to extend my research, I relaxed the restrictions a little to increase the sample by also accepting one or two intersecting lines and at most one planet in between.

We can check whether lines are actually parallel by comparing the angle between one pair of planets with the angle between the other pair. If the angles are the same, then the lines are exactly parallel to each other.

The deviation of both angles should not be more than 10% for the interpretation to be accurate. Parallels with a much larger opening on one side will not work; they look like a funnel opening instead if one end is twice as wide as the other. But if it looks like a jet nozzle, i.e. slowly and almost imperceptibly tapers, then a direction of motion occurs that has an interesting effect on the character.

The parallels with multiples of 30° are all symmetrical quadrilaterals, i.e. the fifteen known quadrilaterals that contain parallel, geometric parallelograms.

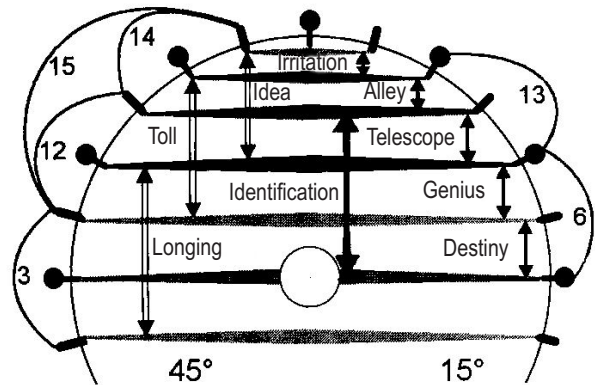
Out of the nine selected parallels, five have angles of 15° and four of 45°. In the bigger angles (75°, 105°, 135°), there were only six, but in these cases, most people's horoscopes contain planets within these lines.

	Semi-sextile	Sextile	Square	Trine	Quincunx
Semi-sextile	150°	<b>15°</b>	30°	<b>45°</b>	60°
Sextile	135°	120°	<b>15°</b>	30°	<b>45°</b>
Square	120°	105°	90°	<b>15°</b>	30°
Trine	105°	90°	75°	60°	<b>15°</b>
Quincunx	90°	75°	60°	<b>45°</b>	30°
Opposition	75°	60°	<b>45°</b>	30°	<b>15°</b>

**Angle between ends of parallel aspects**  
Selected parallels in bold

The most frequently studied parallels are blue-green, of which there are five. Two are red-blue, one red-green and only one is completely red, i.e. single-coloured. This is an opposition running parallel to a square. This has incidentally always been observed to be a particularly powerful parallel, as has the so-called "Fatal Road" formed by a quincunx parallel to an opposition.

The following illustration gives an overview of the nine possible parallels, which are connected by the straight arrows.



The curved arrows on the outside indicate the quadrilaterals (not all) that would be there if we could see both sides of a semi-sextile, i.e. 30° angles (or in the case of no. 15 a 60° angle). (The names of the numbered quadrilaterals are: 3 = irritation rectangle, 6 = stage, 12 = trampoline, 13 = shield, 14 = magic cap, 15 = UFO.)

The three 45° parallels connected by blue and green lines are illustrated on the left. They indicate great sensitivity, which can easily be disturbed by other lines. I call them "inspired leaps", or "idea bridges".

On the right, the small arrows of the 15° parallels can be seen right next to each other. They become wider and longer. The longest has been known as the "Fatal Road" for some time, which gave me the idea of assigning appropriate names

to the other parallels as well. As they indicate the possibility and direction of movement, I chose the term “paths” as the umbrella term for this group of five.

In the middle, in a central location as already observed in other contexts in the aspect pattern, lies the red parallel with an angle of  $45^\circ$ . This is unique, as are all purely red figures.

### Drawing Channels and Bridges

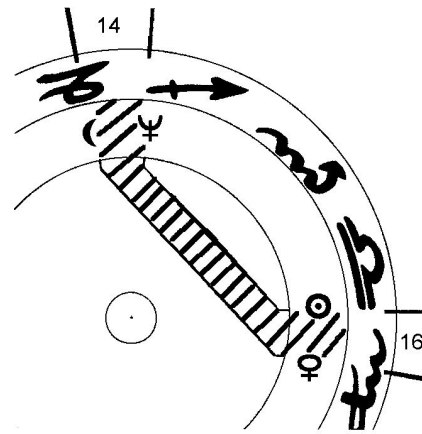
This last category, which corresponds to the mutable cross, is the most challenging of all. It is often very difficult to verify with the naked eye that two aspects are parallel, for example if there are other lines in between or if long lines converge slightly. It is therefore preferable to calculate it mathematically. But if you have a ruler or a transparent set square on which there are many parallel lines, you may use them instead.

1. The systematic search for parallel aspects: to be sure of finding all the possible parallels, we should start by dealing with every sextile parallel, then look at the trines and lastly the oppositions. Even if one is not exactly parallel, it should be checked mathematically as the tolerance value may not be exceeded. The tolerance value for parallel aspects: the difference of both distances should for channels not be greater than  $6^\circ$  and for bridges not greater than  $9.5^\circ$ . A dashed line means that these tolerance limits are reduced by half!

2. It is important to calculate the gaps on both sides of the channel so that we can accurately evaluate the channel or bridge. By using the planetary position table we can accurately calculate the distance between the planets on both sides of the channel. We just have to bear in mind that if there is a sign boundary between the planets, the calculation of the distance is done in reverse; the smaller number is increased by 30 and then the bigger number is subtracted from it.

3. Mark the channel or the planets outwards into the houses. We take one of the four planets after the other and see which colour it is given by its parallel aspect. We use the same colour to draw a line outwards to the same degree of the zodiac that is longer than the house cusp should be. This should be a 1mm thick line drawn with a pencil so that it can easily be distinguished from the house cusp.

4. Drawing the channels (not the bridges): between the parallel lines we draw bold vertical connecting lines, alternating with the two colours of the aspect so that it looks like a ladder. Starting on one side, where the shorter aspect joins the planet line, we draw a line that is exactly perpendicular to the aspect leading to the parallel aspect. The second line should be at a distance from the first line that corresponds to the angle between the aspects. If we continue this we obtain small, bold squares.



On the other side, we draw another two or three lines at regular intervals beyond the planetary symbols up to the inner edge of the zodiac, and do the same thing on the other side, giving the impression of a bent ladder that connects to the outside world. Only then do we take the other colours and draw lines, always exactly between two of the previously drawn lines that also connect the two parallel aspects. This is now starting to look like a real ladder.

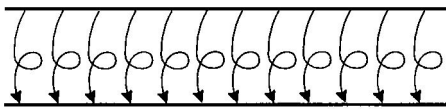
5. Labelling of the gaps on both sides of the channels: the degrees calculated are rounded to half degrees and we write the value right on the outside between the two marking lines that we have already drawn. In the case of a bridge that is already about  $45^\circ$  wide, we write the number between the two different coloured arcs.

6. When we draw bridges [defined previously as  $45^\circ$  separation], we ignore the diagonal lines as that would otherwise look like wall bars and take over half of the aspect pattern. All we do is draw two converging arcs from the marking lines of the planets further outside the house labels. They do not actually touch, but leave a space in the middle where the number of degrees can be entered.

## Two Ways of Working

### a) Psychic Induction

The word induction means the conduction of vibrations and comes from physics. Imagine a wire that is charged and alongside it a second wire that is passive. If they run exactly parallel to each other (for example, in electronics two transformer coils on a common core), then the energy from the charged wire is inducted to the passive wire. It is admittedly not the same energy (there is a change in voltage), but the passive part becomes active and is dependent upon the primary voltage.



We could call this psychological process “inner conduction,” but the person concerned is unaware of it. It can look like this: the person does something apparently full of conviction, but inside, their intentions are quite different; they try to do one thing but attract something else; they are surprised things turn out differently than they intended and they suffer because they do not get what they really wanted.

For example, a woman was criticized for making a mistake and defended herself as though her life depended on it. In this example, a small Eye triangle lay in the right half parallel to the square of a large quadrilateral, which explains the overreaction. The person concerned does not realise they are overreacting, which also means that they don’t understand other people’s reactions either.

As in physics, the nearer together the lines are, the stronger the induction. However, it is also the case in physics that if we place a similar wire across connecting the two parallel wires, the induction ceases. It is stopped or short-circuited. The same thing happens in the human psyche. I have noticed this in people who have several criss-crossing lines, that typical signs of psychological induction are not really present. Especially if lines of the same colour crossed, only two were sufficient.

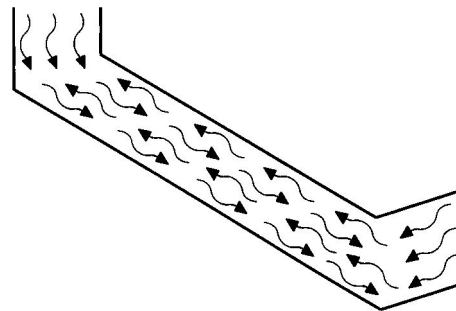
### b) Suction

A channel allows something to flow from one place to another and both its sides are very similar. The channel balances the pressure on one side by conducting it onto the other side, thereby creating a suction effect. I observed the strange force of attraction of parallel aspects frequently, and in many cases was also able to see more exactly what was attracted: the experiences people recounted to me referred to the two houses that stood at the openings of the channel. This process mixed up the two house qualities, giving the effect of a synthesis, similar to those at the six axes.

### Different Types of Channels

The main distinction is that of colour, which gives us information about the energy quality of the actions and attractions.

The second is the position in space, and the third refers to the houses and signs that are connected together. The self-observation is not limited to certain levels. One can see for oneself how the feelings come and go or how the ideas are thought.



The problem with all parallels is that the person is usually not aware of what could be special about them, and just thinks they are normal and that everyone has them. These people create connections where they had previously been considered impossible, or they connect things that do not belong together and often come across rejection. They are not bothered by the setbacks they experience in certain areas, but are liberated by them instead. Or they may actually need these setbacks to block the channel, thereby subduing their excessive receptivity.

